

Who can reverse an opioid overdose?

Anyone who wants to save a life.

What is an opioid?

Opioids are drugs that manage pain. They are sold as a prescription: morphine, codeine, hydrocodone, oxycodone and others, or they are sold on the street (illegally): heroin, non-prescription fentanyl, carfentanil and others.

How can I tell if someone has overdosed on an opioid?

An opioid overdose is possible if the person:


1. Is unconscious and not responding to sounds, light shaking, or pain.
2. Not breathing enough or at all. They may have a bluish color to skin, lips, or fingertips. They may make gurgling sounds when they breath.

What does naloxone do?

Naloxone is the antidote for an opioid overdose. It competes for the same part of the brain where the opioid works. Naloxone wins, and the opioid stops working. **This makes the person breath well again.**

Will the person wake up if I give naloxone?

Not always. **As long as the person is breathing again**, the naloxone did its job. If the person had a bluish color and is no longer blue, the naloxone did its job. Naloxone only stops opioids from working. Other drugs or alcohol may keep the person unconscious.



West Virginia Department of
Health and Human Resources

Bureau for Public Health



Save a Life: How to
Use Naloxone to
Reverse an Opioid
Overdose

Naloxone Administration Check List

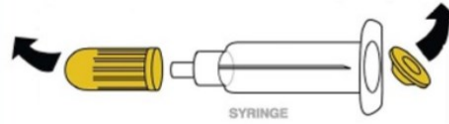
- Check the person for response and alertness.
 - Speak to them, shake them a little.
- Look for signs of not breathing or not breathing well.
 - See if chest is rising and falling. See if skin, lips, or fingertips look blue.
- If they do not respond and are not breathing well, or if you are unsure if they are breathing well enough, prepare to administer naloxone.

Steps to administer naloxone:

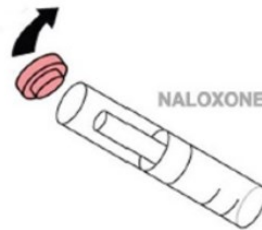
- Place the person flat on their back.
- Direct someone to CALL 911 or do it yourself.
- Administer a dose of naloxone.
 - If not breathing, there is NO harm in giving naloxone.
 - If possible, rescue breathing should be done until the patient begins breathing because of naloxone.
 - If the person is still not breathing well after 3 minutes, repeat the dose.
 - If the person starts to vomit, turn them onto their side so the vomit does not choke them.
 - If the person starts to breathe or wake up, move away to put some space between you. Waking up from an overdose can cause some people to get very agitated and confused. You may accidentally get hit if you are close.
 - Stay with the person until emergency medical services arrive. Keep in mind, naloxone will wear off.
- Provide the 1-844-HELP-4WV (1-844-4357-498) number to the person for follow-up.

How to Administer Intranasal Naloxone

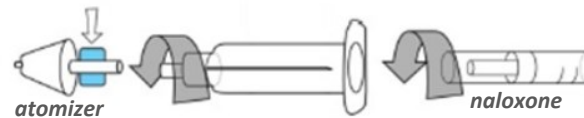
Step 1. Pull or pry off yellow caps.



Step 2. Pry off red cap.

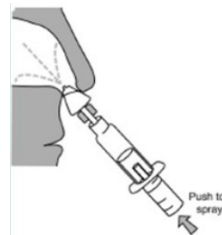


Step 3. Grip the syringe.



Step 4. Gently screw capsule of naloxone into barrel of syringe. Screw white cone, the atomizer, onto top of syringe.

Step 5. Insert white cone into nostril; give a short vigorous push on end of capsule to spray naloxone into nose: one half of the capsule into each nostril.



For best results, aim away from middle of nose (toward ear).

Step 6. If no reaction in 2-5 minutes, give the second dose.

How to Administer Evzio - An Injectable Form of Naloxone

Step 1. Pull off the cap at the end of the box.

Step 2. Follow the directions provided through the microphone built into the box.

Note: This medication can be injected through the person's clothes.



How to Administer Narcan Nasal Spray - A Commercial Form of Naloxone Spray

Step 1: Place nozzle in either nostril until your fingers touch the bottom of the patient's nose.

Step 2: Point the nozzle toward the patient's ear (away from the middle of the face).

Step 3: Press the plunger firmly to release the medication.

Step 4: If the person is not breathing well after 3 minutes, repeat with the other device in the package.

